

Thu 03/29/2018: O=396^6 H=411^4 L=396^6 C=409^6 TDofM=21 TDofY=61

Gulke Group Dec Corn 2018 Daily Chart Fast MACD



Disclaimer: Commodity trading and other speculative/ hedging investment practices involve substantial risk of loss. PAST RESULTS ARE NOT NECESSARILY INDICATIVE OF FUTURE RESULTS when utilizing the commodities markets. Gulke Group and its officers, directors, employees and affiliates may take positions for their own accounts that are the same or that are different to the positions and to the contracts referred to herein. This message contains information which may be confidential or privileged and is intended only for the individual or entity named above or the entity entitled to use a login/ password to www.GulkeGroup.com. It is prohibited for anyone else to disclose, copy, distribute or use the contents of this message. This material and any views expressed herein are provided for informational purposes only and should not be construed in any way as an endorsement or inducement to invest. Prices used in trade recommendations are already reflective of known information.

Fri 03/30/2018 (ZC-201805): O=378^4 H=389^2 L=372^0 C=386^4 TWofY=13

Gulke Group Weekly Corn Continuation Chart Fast MACD

A new high "close" for the move as uptrend support held on the weekly charts. It was a nice reward for those of us who still have old crop and for the bare minimum hedges we have on for new crop (long in the field).

03/30/2018 = 386^4 (+9^4)



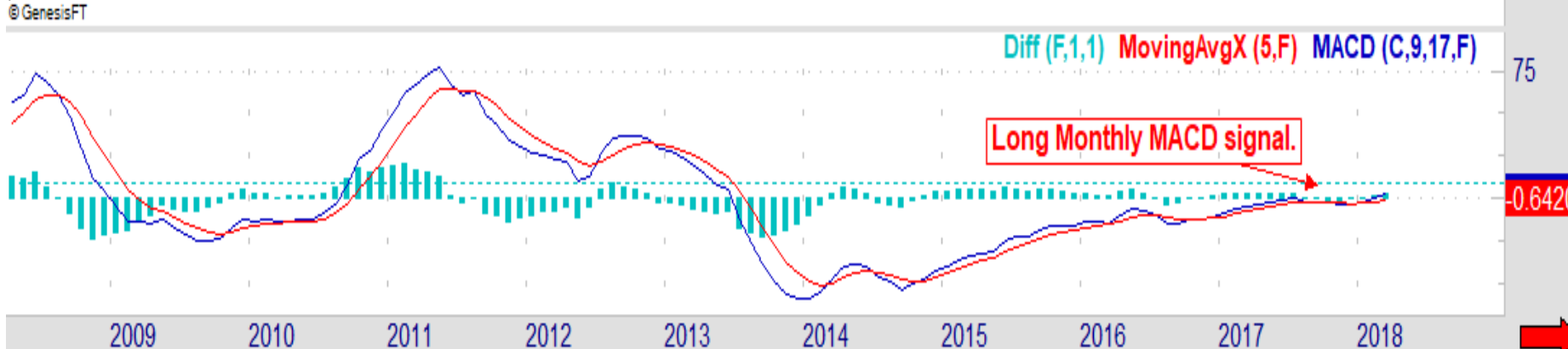
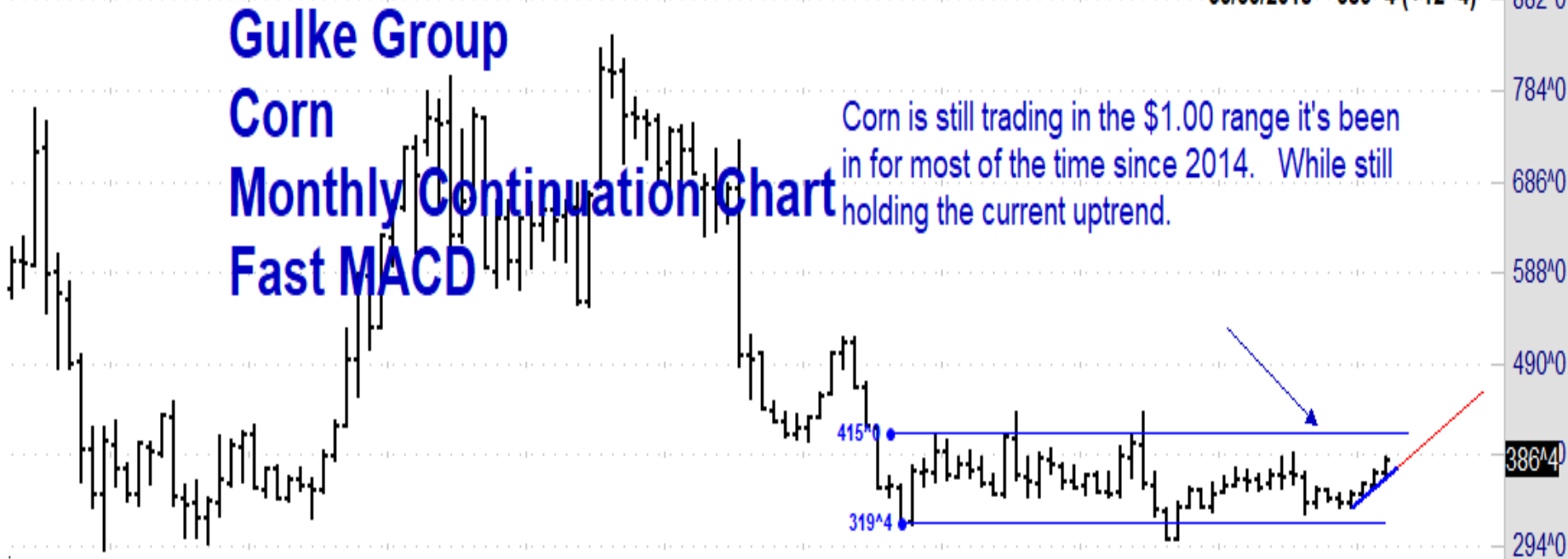
Disclaimer: Commodity trading and other speculative/ hedging investment practices involve substantial risk of loss. PAST RESULTS ARE NOT NECESSARILY INDICATIVE OF FUTURE RESULTS when utilizing the commodities markets. Gulke Group and its officers, directors, employees and affiliates may take positions for their own accounts that are the same or that are different to the positions and to the contracts referred to herein. This message contains information which may be confidential or privileged and is intended only for the individual or entity named above or the entity entitled to use a login/ password to www.GulkeGroup.com. It is prohibited for anyone else to disclose, copy, distribute or use the contents of this message. This material and any views expressed herein are provided for informational purposes only and should not be construed in any way as an endorsement or inducement to invest. Prices used in trade recommendations are already reflective of known information.

Fri 03/30/2018 (ZC-201805): O=374^0 H=390^6 L=369^2 C=386^4

03/30/2018 = 386^4 (+12^4) 882^0

Gulke Group Corn Monthly Continuation Chart Fast MACD

Corn is still trading in the \$1.00 range it's been in for most of the time since 2014. While still holding the current uptrend.



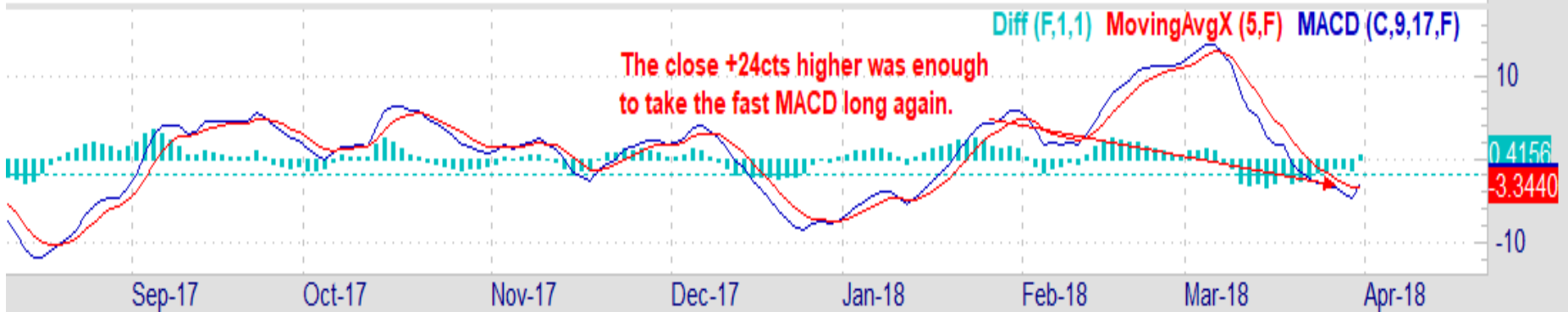
Disclaimer: Commodity trading and other speculative/ hedging investment practices involve substantial risk of loss. PAST RESULTS ARE NOT NECESSARILY INDICATIVE OF FUTURE RESULTS when utilizing the commodities markets. Gulke Group and its officers, directors, employees and affiliates may take positions for their own accounts that are the same or that are different to the positions and to the contracts referred to herein. This message contains information which may be confidential or privileged and is intended only for the individual or entity named above or the entity entitled to use a login/ password to www.GulkeGroup.com. It is prohibited for anyone else to disclose, copy, distribute or use the contents of this message. This material and any views expressed herein are provided for informational purposes only and should not be construed in any way as an endorsement or inducement to invest. Prices used in trade recommendations are already reflective of known information.

Thu 03/29/2018: O=1029^2 H=1060^6 L=1023^0 C=1053^2 TDofM=21 TDofY=61

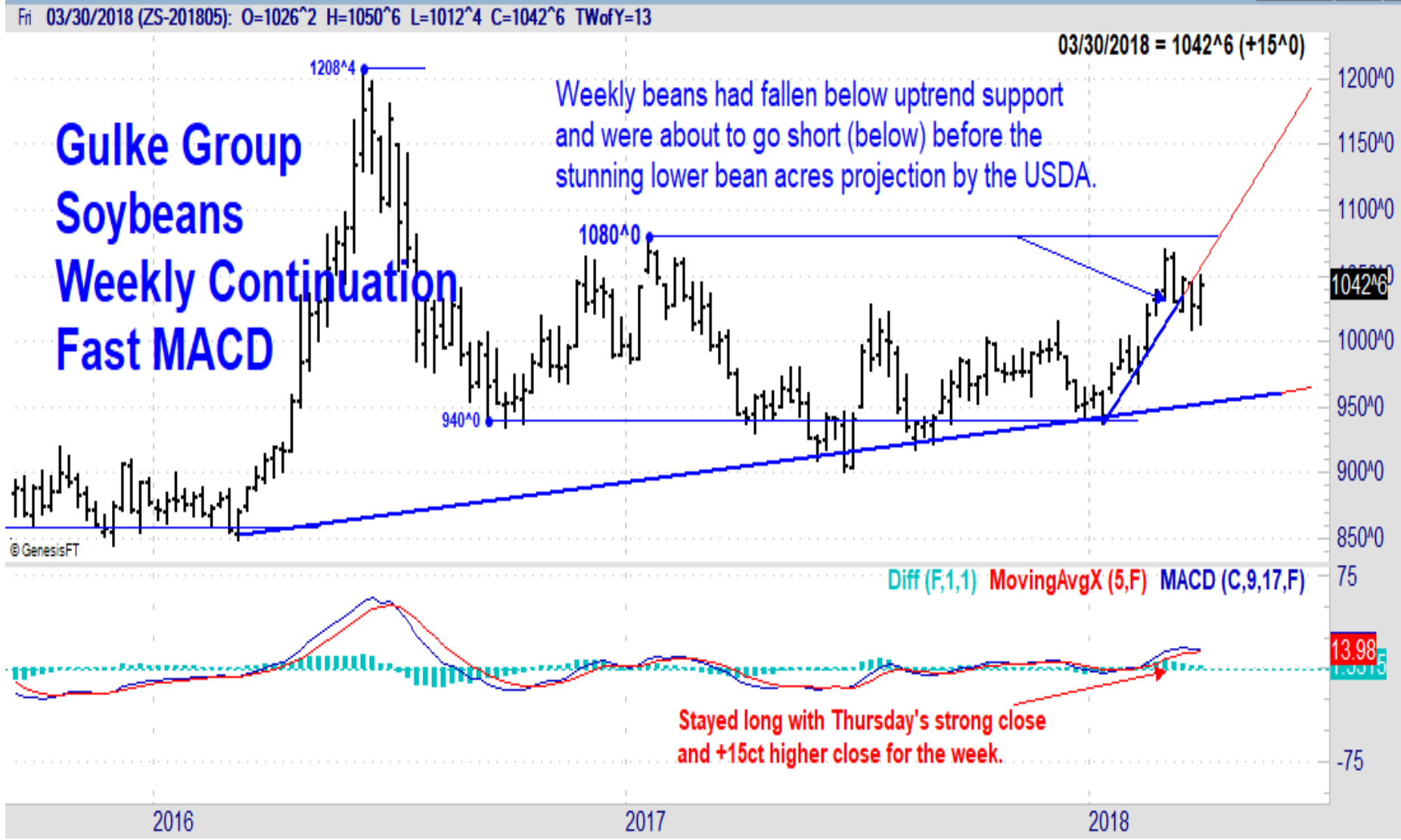
Gulke Group July Beans Daily Chart Fast MACD

The major surprise of the report was that soybean acres were also reduced--to just under 89M. That caused soybeans to spike higher today. The result was a close above the current downchannel and a fresh buy signal (below).

03/29/2018 = 1053^2 (+24^4)



Disclaimer: Commodity trading and other speculative/ hedging investment practices involve substantial risk of loss. PAST RESULTS ARE NOT NECESSARILY INDICATIVE OF FUTURE RESULTS when utilizing the commodities markets. Gulke Group and its officers, directors, employees and affiliates may take positions for their own accounts that are the same or that are different to the positions and to the contracts referred to herein. This message contains information which may be confidential or privileged and is intended only for the individual or entity named above or the entity entitled to use a login/ password to www.GulkeGroup.com. It is prohibited for anyone else to disclose, copy, distribute or use the contents of this message. This material and any views expressed herein are provided for informational purposes only and should not be construed in any way as an endorsement or inducement to invest. Prices used in trade recommendations are already reflective of known information.

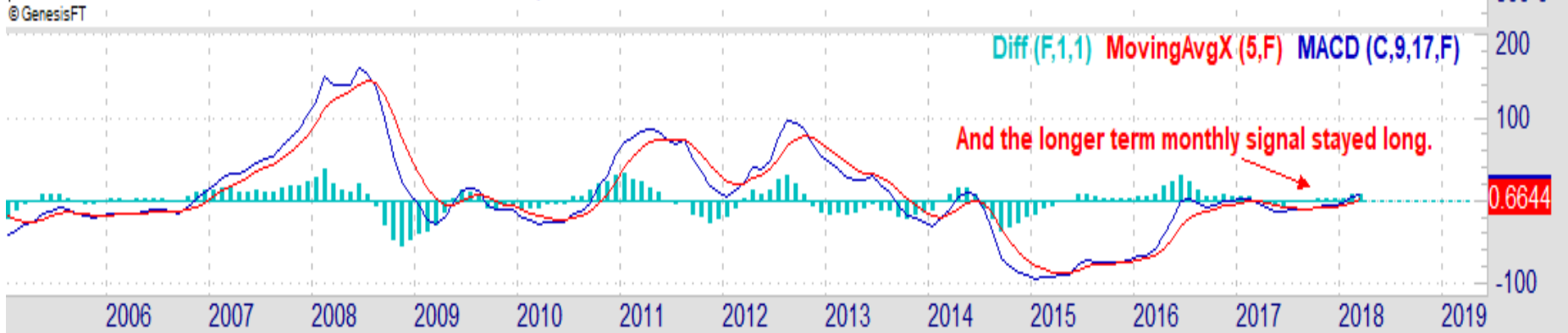


Disclaimer: Commodity trading and other speculative/ hedging investment practices involve substantial risk of loss. PAST RESULTS ARE NOT NECESSARILY INDICATIVE OF FUTURE RESULTS when utilizing the commodities markets. Gulke Group and its officers, directors, employees and affiliates may take positions for their own accounts that are the same or that are different to the positions and to the contracts referred to herein. This message contains information which may be confidential or privileged and is intended only for the individual or entity named above or the entity entitled to use a login/ password to www.GulkeGroup.com. It is prohibited for anyone else to disclose, copy, distribute or use the contents of this message. This material and any views expressed herein are provided for informational purposes only and should not be construed in any way as an endorsement or inducement to invest. Prices used in trade recommendations are already reflective of known information.

Fri 03/30/2018 (ZS-201805): O=1043^6 H=1071^0 L=1009^2 C=1042^6

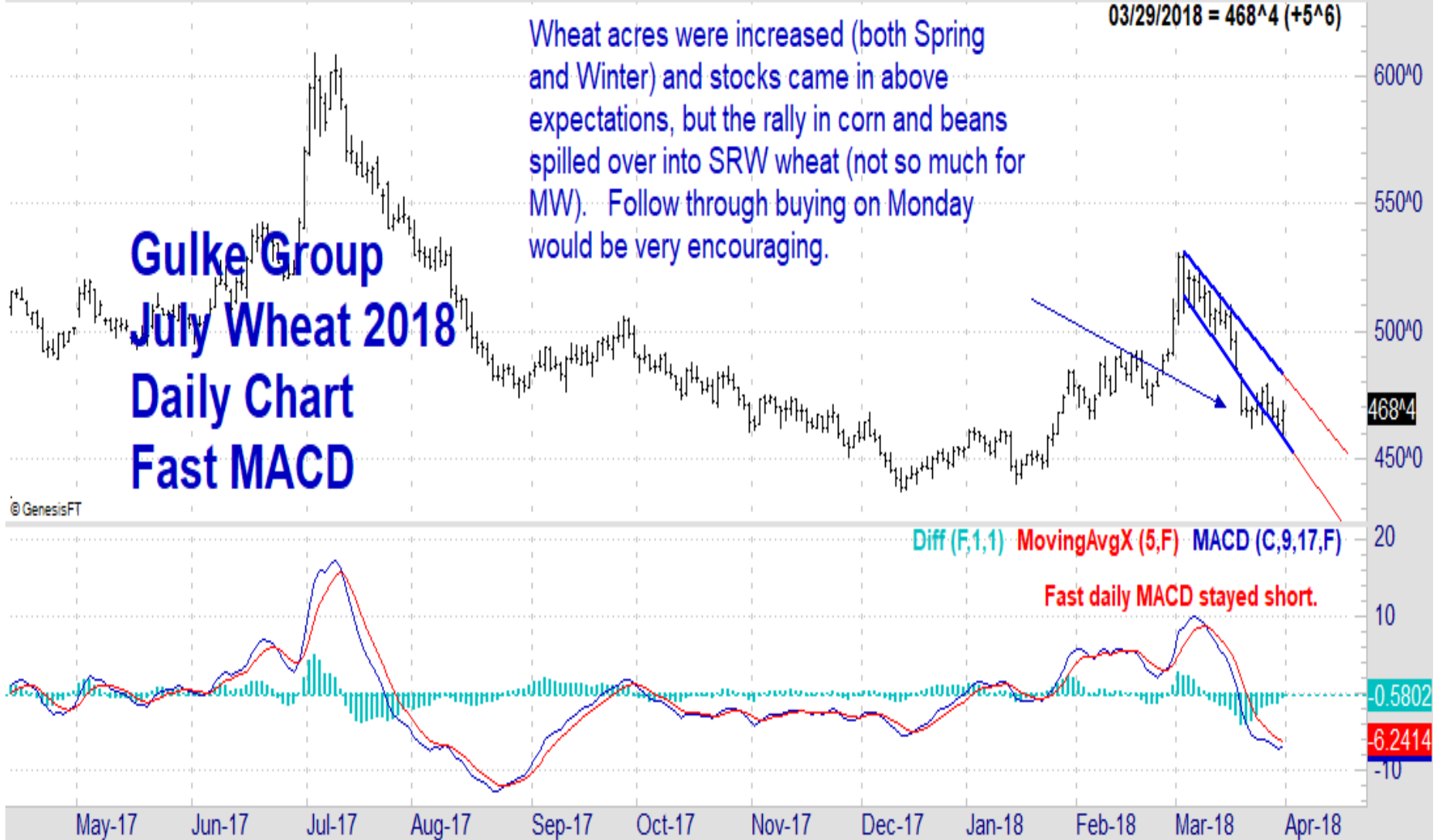
Gulke Group Soybeans Monthly Continuation Fast MACD

03/30/2018 = 1042^6 (-2^4)



Disclaimer: Commodity trading and other speculative/ hedging investment practices involve substantial risk of loss. PAST RESULTS ARE NOT NECESSARILY INDICATIVE OF FUTURE RESULTS when utilizing the commodities markets. Gulke Group and its officers, directors, employees and affiliates may take positions for their own accounts that are the same or that are different to the positions and to the contracts referred to herein. This message contains information which may be confidential or privileged and is intended only for the individual or entity named above or the entity entitled to use a login/ password to www.GulkeGroup.com. It is prohibited for anyone else to disclose, copy, distribute or use the contents of this message. This material and any views expressed herein are provided for informational purposes only and should not be construed in any way as an endorsement or inducement to invest. Prices used in trade recommendations are already reflective of known information.

Thu 03/29/2018: O=465^0 H=472^4 L=459^0 C=468^4 TDofM=21 TDofY=61



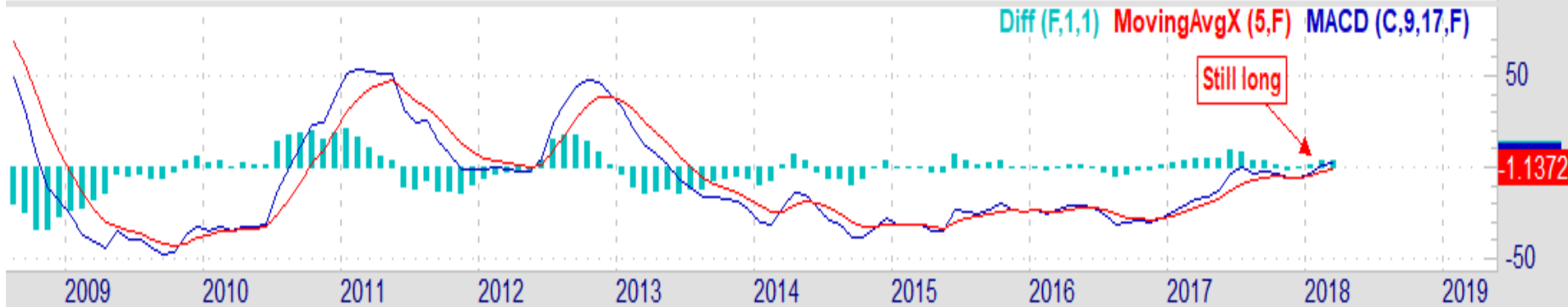
Disclaimer: Commodity trading and other speculative/ hedging investment practices involve substantial risk of loss. PAST RESULTS ARE NOT NECESSARILY INDICATIVE OF FUTURE RESULTS when utilizing the commodities markets. Gulke Group and its officers, directors, employees and affiliates may take positions for their own accounts that are the same or that are different to the positions and to the contracts referred to herein. This message contains information which may be confidential or privileged and is intended only for the individual or entity named above or the entity entitled to use a login/ password to www.GulkeGroup.com. It is prohibited for anyone else to disclose, copy, distribute or use the contents of this message. This material and any views expressed herein are provided for informational purposes only and should not be construed in any way as an endorsement or inducement to invest. Prices used in trade recommendations are already reflective of known information.

Fri 03/30/2018 (ZW-201805): O=491^2 H=506^2 L=441^4 C=451^2

Gulke Group Wheat Monthly Continuation Fast MACD



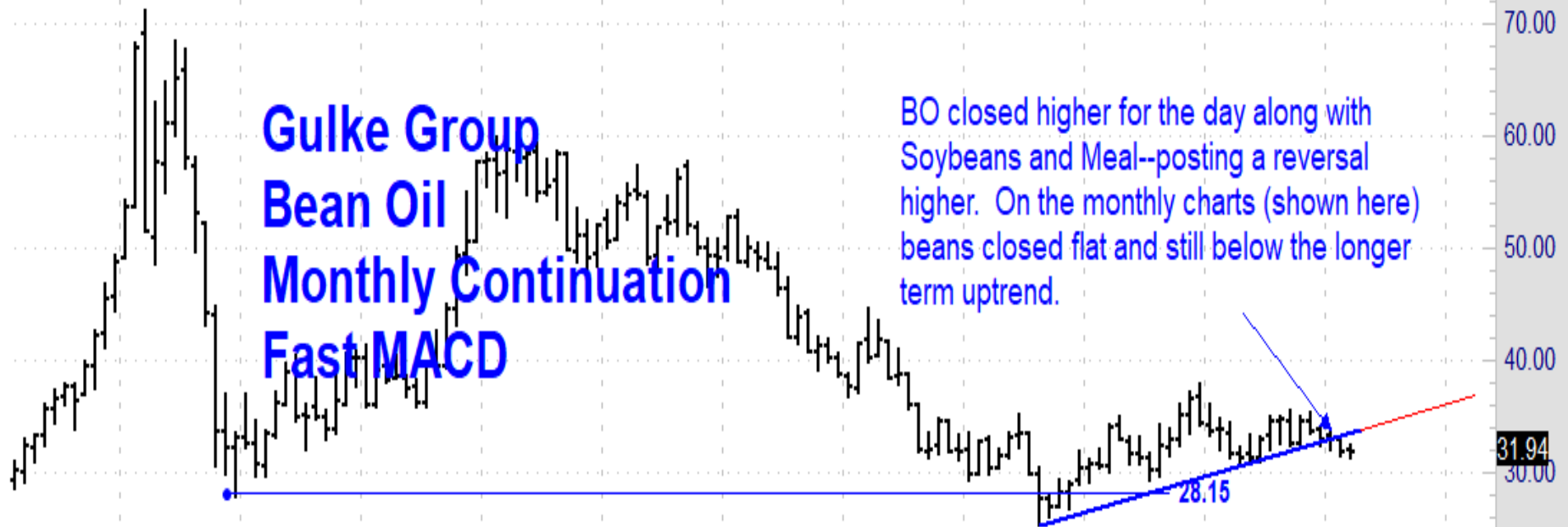
© GenesisFT



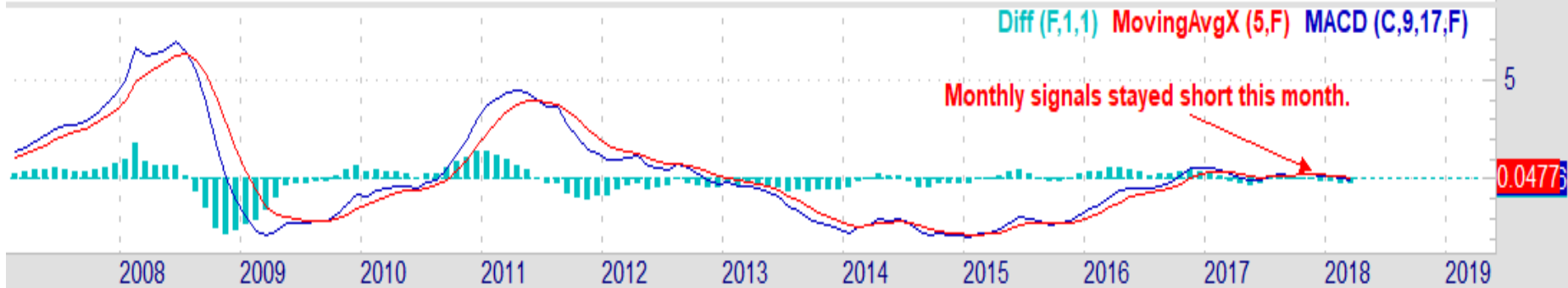
Disclaimer: Commodity trading and other speculative/ hedging investment practices involve substantial risk of loss. PAST RESULTS ARE NOT NECESSARILY INDICATIVE OF FUTURE RESULTS when utilizing the commodities markets. Gulke Group and its officers, directors, employees and affiliates may take positions for their own accounts that are the same or that are different to the positions and to the contracts referred to herein. This message contains information which may be confidential or privileged and is intended only for the individual or entity named above or the entity entitled to use a login/ password to www.GulkeGroup.com. It is prohibited for anyone else to disclose, copy, distribute or use the contents of this message. This material and any views expressed herein are provided for informational purposes only and should not be construed in any way as an endorsement or inducement to invest. Prices used in trade recommendations are already reflective of known information.

Fri 03/30/2018 (ZL-201805): O=32.04 H=32.63 L=31.28 C=31.94

03/30/2018 = 31.94 (-0.02)



© GenesisFT



Disclaimer: Commodity trading and other speculative/ hedging investment practices involve substantial risk of loss. PAST RESULTS ARE NOT NECESSARILY INDICATIVE OF FUTURE RESULTS when utilizing the commodities markets. Gulke Group and its officers, directors, employees and affiliates may take positions for their own accounts that are the same or that are different to the positions and to the contracts referred to herein. This message contains information which may be confidential or privileged and is intended only for the individual or entity named above or the entity entitled to use a login/ password to www.GulkeGroup.com. It is prohibited for anyone else to disclose, copy, distribute or use the contents of this message. This material and any views expressed herein are provided for informational purposes only and should not be construed in any way as an endorsement or inducement to invest. Prices used in trade recommendations are already reflective of known information.

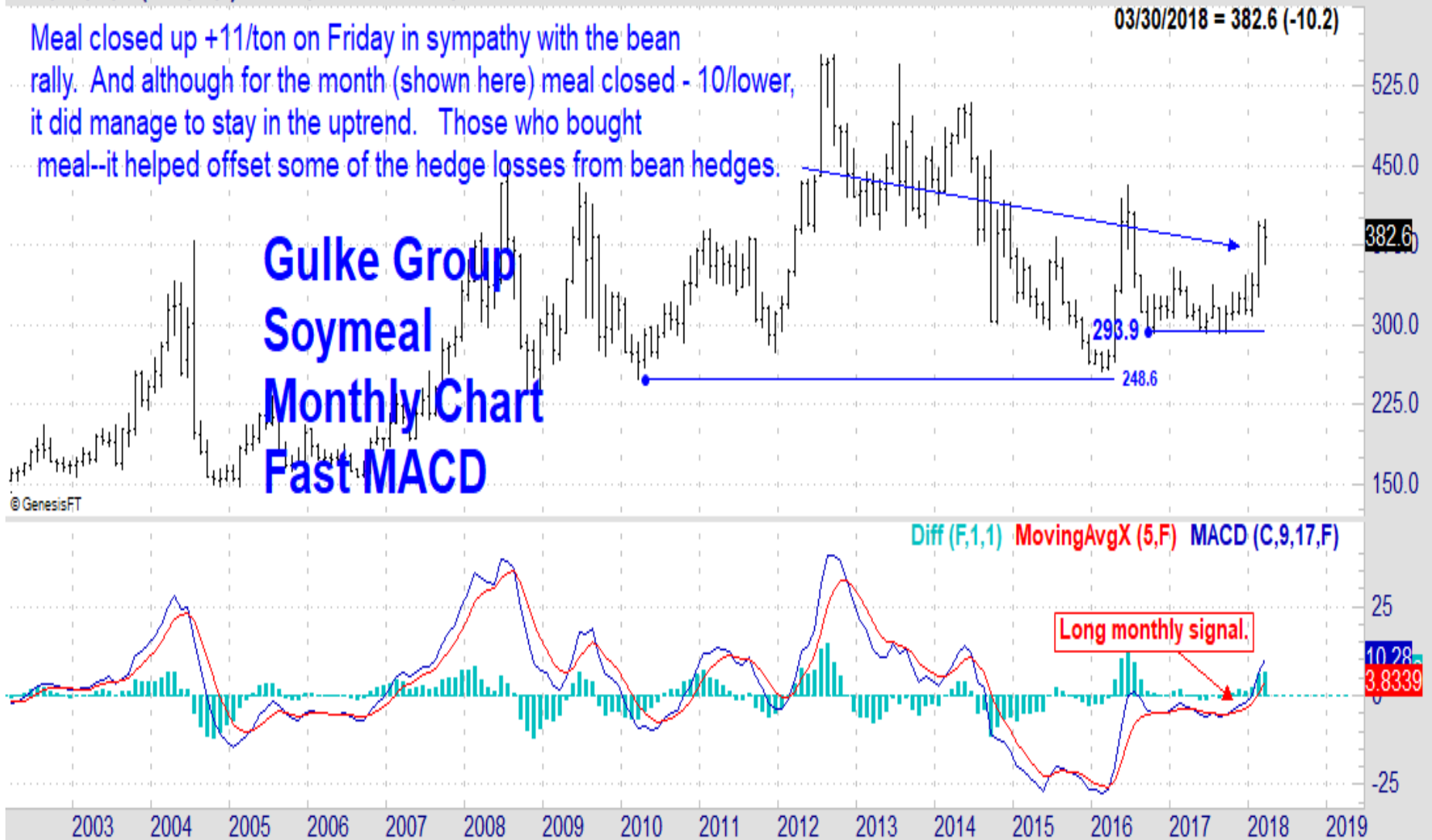
Fri 03/30/2018 (ZM-201805): O=392.0 H=399.7 L=358.0 C=382.6

Meal closed up +11/ton on Friday in sympathy with the bean rally. And although for the month (shown here) meal closed -10/lower, it did manage to stay in the uptrend. Those who bought meal--it helped offset some of the hedge losses from bean hedges.

03/30/2018 = 382.6 (-10.2)

Gulke Group Soymeal Monthly Chart Fast MACD

© GenesisFT



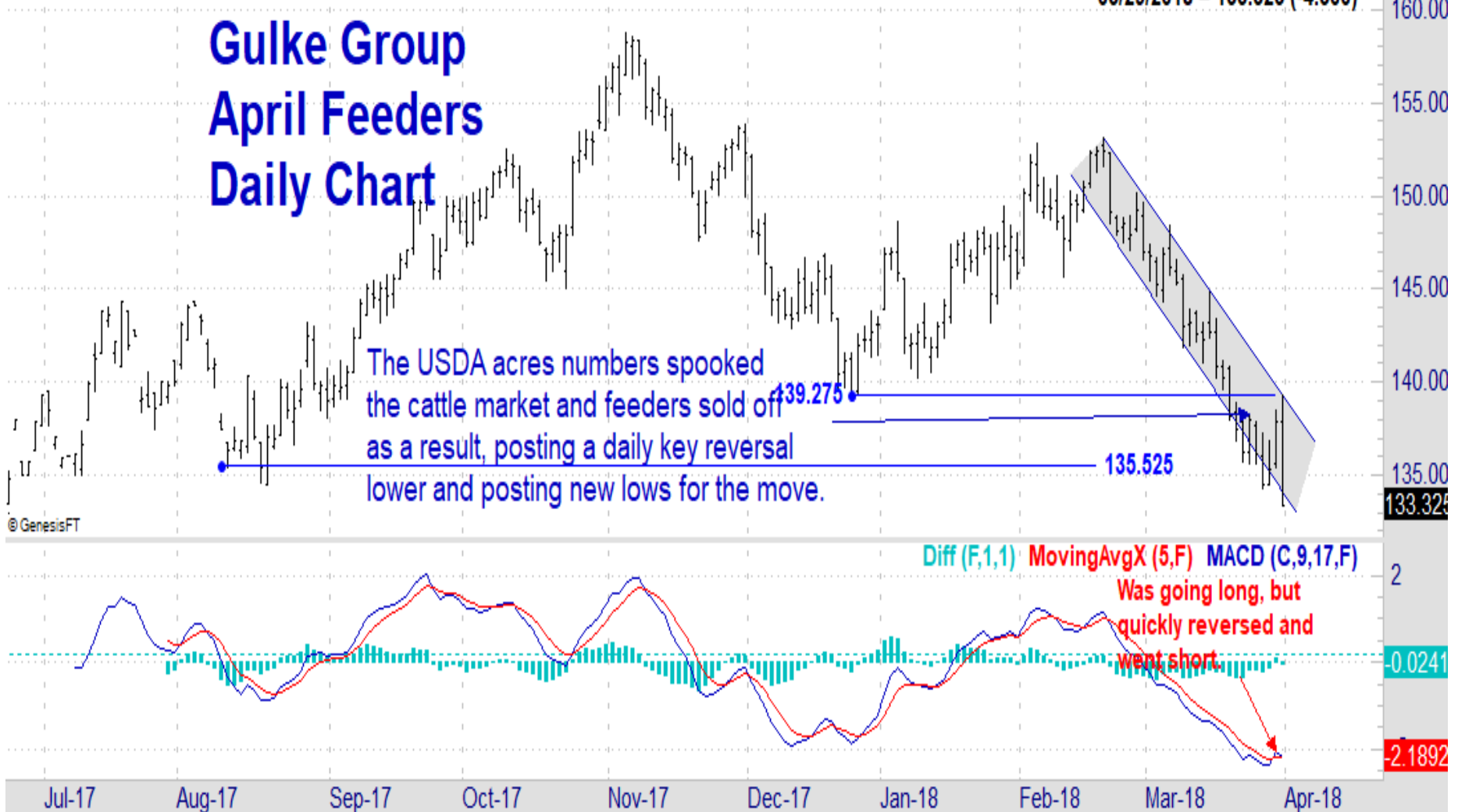
Disclaimer: Commodity trading and other speculative/ hedging investment practices involve substantial risk of loss. PAST RESULTS ARE NOT NECESSARILY INDICATIVE OF FUTURE RESULTS when utilizing the commodities markets. Gulke Group and its officers, directors, employees and affiliates may take positions for their own accounts that are the same or that are different to the positions and to the contracts referred to herein. This message contains information which may be confidential or privileged and is intended only for the individual or entity named above or the entity entitled to use a login/ password to www.GulkeGroup.com. It is prohibited for anyone else to disclose, copy, distribute or use the contents of this message. This material and any views expressed herein are provided for informational purposes only and should not be construed in any way as an endorsement or inducement to invest. Prices used in trade recommendations are already reflective of known information.

Thu 03/29/2018: O=137.825 H=139.325 L=133.325 C=133.325 TDofM=21 TDofY=61

03/29/2018 = 133.325 (-4.500)

Gulke Group April Feeders Daily Chart

The USDA acres numbers spooked the cattle market and feeders sold off as a result, posting a daily key reversal lower and posting new lows for the move.



Disclaimer: Commodity trading and other speculative/ hedging investment practices involve substantial risk of loss. PAST RESULTS ARE NOT NECESSARILY INDICATIVE OF FUTURE RESULTS when utilizing the commodities markets. Gulke Group and its officers, directors, employees and affiliates may take positions for their own accounts that are the same or that are different to the positions and to the contracts referred to herein. This message contains information which may be confidential or privileged and is intended only for the individual or entity named above or the entity entitled to use a login/ password to www.GulkeGroup.com. It is prohibited for anyone else to disclose, copy, distribute or use the contents of this message. This material and any views expressed herein are provided for informational purposes only and should not be construed in any way as an endorsement or inducement to invest. Prices used in trade recommendations are already reflective of known information.

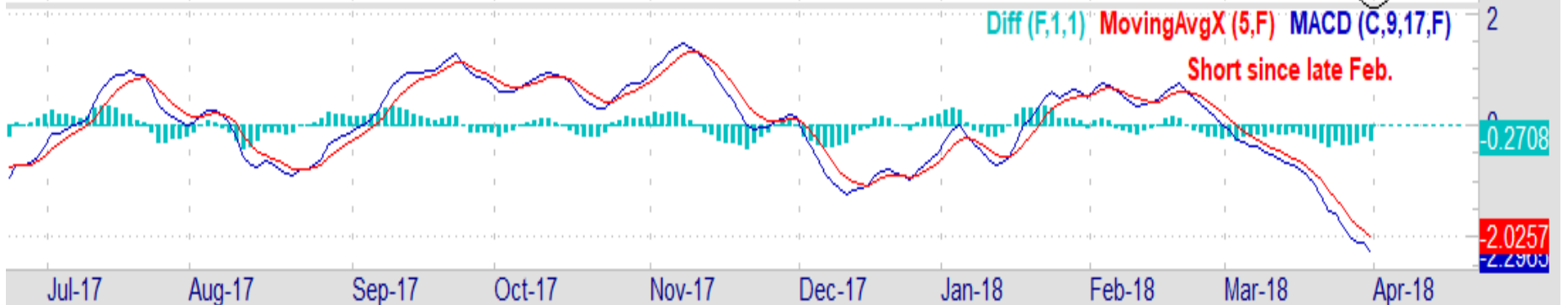
Thu 03/29/2018: O=105.750 H=106.925 L=102.575 C=102.575 TDofM=21 TDofY=61

Gulke Group June LC Daily Chart Fast MACD

03/29/2018 = 102.575 (-3.000)



© GenesisFT



Disclaimer: Commodity trading and other speculative/ hedging investment practices involve substantial risk of loss. PAST RESULTS ARE NOT NECESSARILY INDICATIVE OF FUTURE RESULTS when utilizing the commodities markets. Gulke Group and its officers, directors, employees and affiliates may take positions for their own accounts that are the same or that are different to the positions and to the contracts referred to herein. This message contains information which may be confidential or privileged and is intended only for the individual or entity named above or the entity entitled to use a login/ password to www.GulkeGroup.com. It is prohibited for anyone else to disclose, copy, distribute or use the contents of this message. This material and any views expressed herein are provided for informational purposes only and should not be construed in any way as an endorsement or inducement to invest. Prices used in trade recommendations are already reflective of known information.

Thu 03/29/2018: O=76.400 H=76.750 L=75.475 C=76.375 TDofM=21 TDofY=61

Gulke Group June Hogs Daily Chart Fast MACD

03/29/2018 = 76.375 (-0.250)

A key reversal higher in hogs on Thursday that took prices back to the former support. But the hog market got spooked by the grain rally also---and we have plentiful supplies....



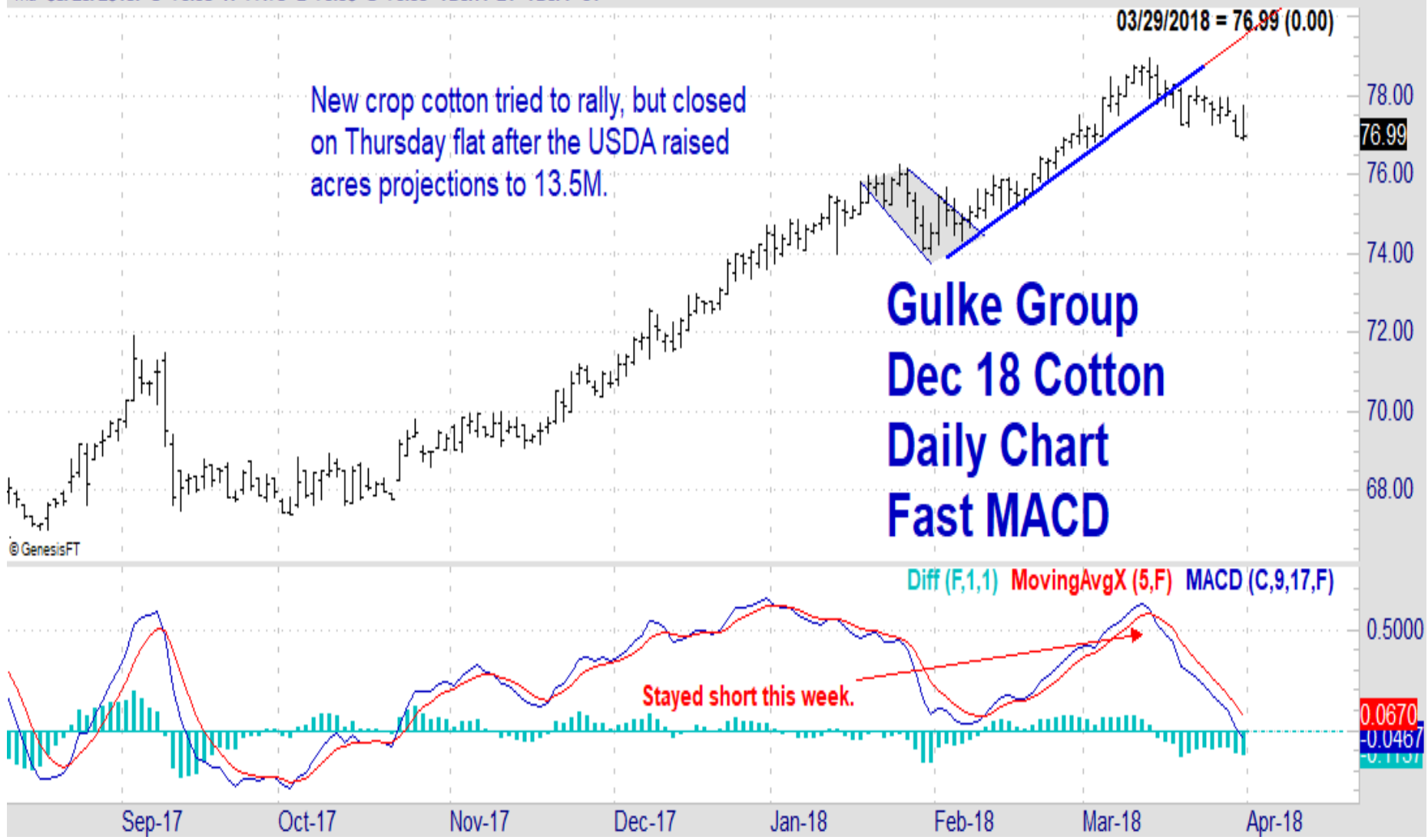
Disclaimer: Commodity trading and other speculative/ hedging investment practices involve substantial risk of loss. PAST RESULTS ARE NOT NECESSARILY INDICATIVE OF FUTURE RESULTS when utilizing the commodities markets. Gulke Group and its officers, directors, employees and affiliates may take positions for their own accounts that are the same or that are different to the positions and to the contracts referred to herein. This message contains information which may be confidential or privileged and is intended only for the individual or entity named above or the entity entitled to use a login/ password to www.GulkeGroup.com. It is prohibited for anyone else to disclose, copy, distribute or use the contents of this message. This material and any views expressed herein are provided for informational purposes only and should not be construed in any way as an endorsement or inducement to invest. Prices used in trade recommendations are already reflective of known information.

Thu 03/29/2018: O=76.95 H=77.75 L=76.90 C=76.99 TDofM=21 TDofY=61

New crop cotton tried to rally, but closed on Thursday flat after the USDA raised acres projections to 13.5M.

03/29/2018 = 76.99 (0.00)

Gulke Group Dec 18 Cotton Daily Chart Fast MACD



Disclaimer: Commodity trading and other speculative/ hedging investment practices involve substantial risk of loss. PAST RESULTS ARE NOT NECESSARILY INDICATIVE OF FUTURE RESULTS when utilizing the commodities markets. Gulke Group and its officers, directors, employees and affiliates may take positions for their own accounts that are the same or that are different to the positions and to the contracts referred to herein. This message contains information which may be confidential or privileged and is intended only for the individual or entity named above or the entity entitled to use a login/ password to www.GulkeGroup.com. It is prohibited for anyone else to disclose, copy, distribute or use the contents of this message. This material and any views expressed herein are provided for informational purposes only and should not be construed in any way as an endorsement or inducement to invest. Prices used in trade recommendations are already reflective of known information.

Fri 04/06/2018 (CT2-201805): TWofY=14



Disclaimer: Commodity trading and other speculative/ hedging investment practices involve substantial risk of loss. PAST RESULTS ARE NOT NECESSARILY INDICATIVE OF FUTURE RESULTS when utilizing the commodities markets. Gulke Group and its officers, directors, employees and affiliates may take positions for their own accounts that are the same or that are different to the positions and to the contracts referred to herein. This message contains information which may be confidential or privileged and is intended only for the individual or entity named above or the entity entitled to use a login/ password to www.GulkeGroup.com. It is prohibited for anyone else to disclose, copy, distribute or use the contents of this message. This material and any views expressed herein are provided for informational purposes only and should not be construed in any way as an endorsement or inducement to invest. Prices used in trade recommendations are already reflective of known information.

Disclaimer: Commodity trading and other speculative/ hedging investment practices involve substantial risk of loss. PAST RESULTS ARE NOT NECESSARILY INDICATIVE OF FUTURE RESULTS when utilizing the commodities markets. Gulke Group and its officers, directors, employees and affiliates may take positions for their own accounts that are the same or that are different to the positions and to the contracts referred to herein. This message contains information which may be confidential or privileged and is intended only for the individual or entity named above or the entity entitled to use a login/ password to www.GulkeGroup.com. It is prohibited for anyone else to disclose, copy, distribute or use the contents of this message. This material and any views expressed herein are provided for informational purposes only and should not be construed in any way as an endorsement or inducement to invest. Prices used in trade recommendations are already reflective of known information.